



# Annual Report

## 2012/2013

### Our Mission

Bright Futures Child Aid and Development Fund Australia is an Australian based Christian aid and development agency committed to providing a simple, direct, and effective means for Australians to contribute to the sustainable alleviation of poverty.

Bright Futures works in partnership with established development agencies in developing countries and as a partner agency of World Relief Australia in providing vital education and development programs which address the causes of poverty and offer prospects of a better life.

Bright Futures Child Aid & Development Fund Australia Inc ABN 76 803 488 074  
Bright Futures Overseas Aid Fund ABN 94 377 547 867  
1 Collingrove Avenue, Broadview SA 5083  
Phone: 08 8342 4426 Mobile: 0411 740549  
Email: [office@brightfutures.com.au](mailto:office@brightfutures.com.au)  
[www.brightfutures.com.au](http://www.brightfutures.com.au)

# Chairman's Report


It has been another wonderful year (2012/2013) in the nine year life of Bright Futures as we have witnessed the outstanding actions and achievements of the overseas partners with whom we are privileged to work.

The work of the Bangalore City Mission in India, the Pakistan Christian Fellowship in Youngsonabad, Pakistan and the Bishop Onono Oweng Foundation in Lukodi, Uganda are assisted in different ways by the generosity of the supporters of Bright Futures.

The resources we provide are multiplied many times over by our enterprising partners who are making such significant contributions in their countries. Apart from the excellent work carried out by our partners, often in most difficult circumstances, other highlights of the last year in the life of Bright Futures have included:

- Board member visits to India and Uganda. Our partners express great appreciation for these.
- Two exploratory visits have been made to Nairobi in Kenya to determine whether Bright Futures may engage with another partner there in work that is being done in the slum areas on the outskirts of that city. A recommendation on this matter is expected in the near future.
- Two scheduled visits to Pakistan have had to be cancelled due to safety concerns in that country. This has been disappointing for both our partners there and for those planning to visit. Our thoughts and prayers have been for our partners working in trying circumstances.
- We have engaged with World Relief Australia in discussions that have resulted in Bright Futures moving towards becoming a company limited by guarantee and with World Relief Australia representation on the Board in the 2013/2014 financial year. This structural change is being made as part of our work towards AusAid accreditation which we hope will lead to greater opportunities and resources to support our partners in their transformative community development work.
- We welcomed David Woodroffe to our team and Paul Madden and Sarah Spiker presented at a World Relief Australia conference. Both Paul and Sarah serve on the World Relief Australia Board.

Our Ugandan partners in Lukodi have adopted the name 'Dicwinyi' for their work in their community. It means '*Take heart and move forward*'. It summarises well what Bright Futures stands for and what we hope to achieve together with our overseas partners. But this is only made possible through the generosity of our many supporters and the contribution of Board and staff. To all we express our thanks and appreciation and we look forward with great anticipation to what will be achieved in the year ahead.



Bright Futures Chairman  
Roger Bryson

ROGER BRYSON  
Chairman

# India



The work of Bright Futures partner, the Bangalore City Mission (BCM) continues to flourish under the competent leadership of Jonathan Paul Raj and his committed team as their development activities stretch into slum and quarry communities where poverty and ill-health are rife. The following activity highlights the impact and reach of the project in the 2012/2013 year.



**13** communities in which the Bright Futures/BCM development partnership operates.

**882** children assisted to access education and childcare

**2,800** children and adults received medical treatment in medical camps supported and facilitated by BCM.

**11** self help groups operating in the target communities.

**64** vocational training students learning employment skills in six vocational centres in project communities.

## Impact:

Health awareness programs covering HIV, malaria, tuberculosis, dengue fever, and family planning continue to operate in the project communities and these are commonly held in conjunction with medical camps.

Vocational training and adult literacy programs operating in the project are a primary means of improving economic capacity and equipping adults with the skills they need to better provide for themselves and their families.

## Learnings:

The experience of the partners continues to be that community participation holds the key to sustained improvement in communities. The community engagement work of community development workers is key. In those communities where strong relationships are forged with local leaders and influencers progress is faster and stronger and the capacity of those in the community to advocate and organise themselves is significantly improved.

# Pakistan



The Christian Fellowship of Pakistan (CFP) is the in-country development partner of Bright Futures in the project based in a rural village west of Lahore. This is a particularly difficult region in which to work and we are filled with admiration for the commitment of our partners at CFP as they seek to build the capacity of their community through many activities.

**215** children supported in education through the CFP/Bright Futures partnership.

**3,150** children and adults received medical treatment and support from the CFP team following the Rajanpur Floods.

**90** families in the village now able to access safe drinking water as result of CFP/BF community water project.

**500** children and adults received medical treatment through a medical camp facilitated by the project.


**12** older boys involved in agricultural training on project land which produces rice, sugar cane and corn.

## Impact

The CFP school in Youngsonabad is a focal point for development activities into the wider community. Beyond the powerful education provided through the CFP school, significant health benefits have flowed to the village through the establishment and increased availability of clean water. Health problems are in abundance with malaria and water borne disease common and the project will continue to develop activities directed toward better health outcomes, notably clean water projects and agriculture.

## Learnings

The security situation in Pakistan is such that extreme care must be taken not to expose Bright Futures development partners and those they serve to danger. Project visits are only possible when the security situation allows and regrettably not project visit was possible in the 2012/2013 year. We are learning to develop new ways of engaging with partners when we cannot be present.



*CFP Doctor treating Rajanpur Flood victims*

# Uganda



The partnership between Bright Futures and the Bishop Onono Onweng Foundation continues to provide impetus for growth and development in and around the once devastated village of Lukodi in Northern Uganda (Acholi territory).

- 306** members of the Dicwinyi community cooperative - the key driver of local development in Lukodi region.
- 9** the number of Rot Kweri's (village self help groups) organising shared use of resources and savings groups.
- 10** villages in project areas had drop toilets built as part of a community health initiative.
- 28** oxen purchased to help improve agricultural production levels.



## Impact

It has been a tremendous thrill to see once barren fields in the Lukodi region now with thriving crops, increased numbers of stock and an energised and Dicwinyi community group driving development activities. Bright Futures particularly wishes to acknowledge the Entrust Foundation and the Driver family who have provided significant resources in making progress possible.

## Learnings

The enthusiasm and energy of the first stage of this project, fuelled by an engaged community in the Dicwinyi Group, has resulted in significant progress over the past two years in infrastructure improvements (*eg grain mills, stock, transport*), sanitation and economic activity. A more comprehensive plan is now required to address profound deficits in the areas of health, education, sanitation and employment. With this realisation the partners are working together with the Dicwinyi group to develop a five plan that will aim to deliver sustainable change in education, health and economic activity.

# Governance & Support 2012/2013

Bright Futures Child Aid & Development Fund Australia Inc ABN 76 803 488 074 is Trustee for Bright Futures Overseas Aid Fund ABN 94 377 547 867, a public ancillary fund with DGR 2 tax deductible status. It is a partner agency of World Relief Australia ABN 71 714 394 942 CCP1116.

## Board Members (2012/2013)

Roger Bryson, Chairman

Lee Haakmeester, Treasurer

Peter Schulze, Secretary

Mudie Howarth

Barbara Madden

Kym Lear

Dr Lynton Stacey

Andy Farmer

Linda Baverstock

Mark LeCornu (*leave of absence to 30/6/13*)

Sarah Spiker

Paul Madden, Executive Officer (Vol)

## Staff Team

Deb Mugford, Finance Manager

David Woodrooffe, Development Coordinator / Uganda

## Bank Details

Baptist Financial Services

Acc: Bright Futures Overseas Aid Fund

BSB: 704-922 Acc: 10000998

## Auditors

BDO Audit (SA) Pty Ltd

Adelaide

## Acknowledgements

Bright Futures acknowledges the generous help of its commercial suppliers and partners with special thanks to BDO for audit services, Kwik Kopy Norwood printing and MRL Group for professional services.

# Financial Overview

## Consolidated Financial Summary 2012/2013

Bright Futures Child Aid & Development Fund Australia Inc

ABN 76 803 488074; and

Bright Futures Overseas Aid Fund ABN 94 377547 867

### *Income*

|                   |                   |
|-------------------|-------------------|
| Donations & Gifts | \$ 186,394        |
| Other income      | <u>15,659</u>     |
|                   | <u>\$ 202,053</u> |

### *Expenditure*

|                                 |                   |
|---------------------------------|-------------------|
| International Programs          | \$ 170,108        |
| Accountability & Administration | <u>\$ 45,628</u>  |
|                                 | <u>\$ 215,736</u> |

Excess/(Shortfall) of Revenue over Expenditure \$ (13,683)

Copies of the full audited financial accounts, together with this report, are available on the Bright Futures website: [www.brightfutures.com.au](http://www.brightfutures.com.au)

Copies can also be obtained by contacting the Bright Futures Office on 08 8342 4426 or email: [office@brightfutures.com.au](mailto:office@brightfutures.com.au) and are attached as an appendix to this Annual Report.

## Your Opinion Matters

We welcome feedback or complaints on our operations and conduct.

Should you wish to provide feedback or a complaint, please contact our Chairperson on 0478 614131 or our Executive Officer on 0411 740 549.

Alternatively please contact the Bright Futures office on 08 8342 4426; email [office@brightfutures.com.au](mailto:office@brightfutures.com.au) or write to 1 Collingrove Avenue, Broadview SA 5083. We are committed to responding to your feedback or complaint.

**THE TRUSTEE FOR BRIGHT FUTURES OVERSEAS AID FUND TRUST**

**ANNUAL REPORT**

**FOR THE YEAR ENDED**

**30 JUNE 2013**



## THE TRUSTEE FOR BRIGHT FUTURES OVERSEAS AID FUND TRUST

**INCOME STATEMENT**  
**FOR THE YEAR ENDED 30 JUNE 2013**

|   | Note | 2013<br>\$     | 2012<br>\$      |
|---|------|----------------|-----------------|
| <b>Income</b>                                 |      |                |                 |
| Contributions Received                        |      | 112,649        | 83,934          |
| Interest Received                             |      | 2,192          | 2,792           |
| Donations                                     |      | 65,910         | 131,416         |
| Special Projects                              |      | 1,935          | 30,835          |
| Other   |      | 5,900          | -               |
|   |      | <u>188,586</u> | <u>248,977</u>  |
| <b>Expenditure</b>                            |      |                |                 |
| Accounting Fees                               |      | -              | (500)           |
| Bank Fees                                     |      | -              | 8               |
| General                                       |      | 355            | 100             |
| Administration Fees - Bright Future Child Aid |      | 23,199         | 29,214          |
| Overseas Program Funding                      |      | 152,133        | 222,809         |
| Special Projects                              |      | 7,599          | -               |
| Program Monitoring                            |      | 10,376         | 14,138          |
|   |      | <u>193,663</u> | <u>265,769</u>  |
| Operating Profit / (Loss)                     |      | <u>(5,077)</u> | <u>(16,792)</u> |

The above income statement should be read in conjunction with the accompanying notes.

## THE TRUSTEE FOR BRIGHT FUTURES OVERSEAS AID FUND TRUST

BALANCE SHEET  
AS AT 30 JUNE 2013

|  | Note | 2013<br>\$    | 2012<br>\$    |
|--|------|---------------|---------------|
| <b>CURRENT ASSETS</b>                        |      |               |               |
| Cash and Cash Equivalents                    | 2    | 82,455        | 90,112        |
| Other Debtors                                |      | 1,102         | 1,890         |
| <b>TOTAL CURRENT ASSETS</b>                  |      | <u>83,557</u> | <u>92,002</u> |
| <b>TOTAL ASSETS</b>                          |      | <u>83,557</u> | <u>92,002</u> |
| <b>CURRENT LIABILITIES</b>                   |      |               |               |
| Trade and other payables                     |      | 3,872         | 7,257         |
| <b>TOTAL CURRENT LIABILITIES</b>             |      | <u>3,872</u>  | <u>7,257</u>  |
| <b>TOTAL LIABILITIES</b>                     |      | <u>3,872</u>  | <u>7,257</u>  |
| <b>NET ASSETS</b>                            |      | <u>79,685</u> | <u>84,745</u> |
| <b>TRUST FUNDS</b>                           |      |               |               |
| Settlement Fund                              |      | 117           | 100           |
| Accumulated Profits (Losses) Brought Forward |      | 79,568        | 84,645        |
| <b>TOTAL TRUST FUNDS</b>                     |      | <u>79,685</u> | <u>84,745</u> |

The above balance sheet should be read in conjunction with the accompanying notes.

**THE TRUSTEE FOR BRIGHT FUTURES OVERSEAS AID FUND TRUST**

**NOTES TO AND FORMING PART OF THE ACCOUNTS  
FOR THE YEAR ENDED 30 JUNE 2013**

**NOTE 1 STATEMENT OF ACCOUNTING POLICIES**

These financial statements are special purpose financial statements prepared in order to satisfy the financial reporting requirements of the trust deed to prepare a financial report. The trustee has determined that the trust is not a reporting

**Basis of Preparation**

The financial statements have been prepared in accordance with the requirements of the following Australian Accounting Standards.

AASB 110: Events after the Reporting Period; and  
AASB 1031: Materiality.

No other Australian Accounting Standards or other authoritative pronouncements of the Australian Accounting Standards Board or Australian Accounting Interpretations have been applied.

The financial statements have been prepared on an accruals basis and are based on historical costs.

The following material accounting policies, which are consistent with the previous period unless otherwise stated, have been adopted in the preparation of the financial statements:

**Accounting Policies**

**(a) Cash and Cash Equivalents**

Cash and cash equivalents include cash on hand and deposits held at call with banks.

**(b) Revenue and Other Income**

Revenue is measured at the fair value of the consideration received or receivable.

Interest revenue is recognised using the effective interest rate method, which, for floating rate financial assets is the rate inherent in the instrument.

All revenue is stated net of the amount of goods and services tax (GST).

**NOTE 2 CASH AND CASH EQUIVALENTS**

|                           | 2013<br>\$    | 2012<br>\$    |
|---------------------------|---------------|---------------|
| Cash on Hand              | -             | -             |
| BIF - Transaction Account | 15,055        | 581           |
| BIF - Aid fund            | 67,400        | 89,531        |
|                           | <u>82,455</u> | <u>90,112</u> |

THE TRUSTEE FOR BRIGHT FUTURES OVERSEAS AID FUND TRUST

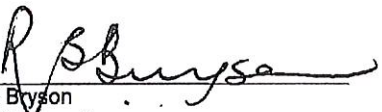
TRUSTEE'S DECLARATION


The trustee declares that the trust is not a reporting entity and that the special purpose financial statements should be prepared in accordance with the accounting policies outlined in Note 1 to the financial statements.

In the opinion of the trustee the financial statements as set out on pages 1 to 3:

- (a) Presents fairly the financial position of The Trustee for Bright Futures Overseas Aid Fund as at 30 June 2013 and its performance for the year ended on that date.
- (b) As at the date of this report, there are reasonable grounds to believe that The Trustee for Bright Futures Overseas Aid Fund will be able to pay its debts as and when they fall due.

This declaration is made in accordance with the resolution of the trustee

  
R Bryson  
(Chairman)  
Dated this 17 day of December 2013

  
P Madden  
(Executive Officer)  
Dated this 17 day of December 2013



Tel: +61 8 7324 6000  
Fax: +61 8 7324 6111  
www.bdo.com.au

Level 7, BDO Centre  
420 King William St  
Adelaide SA 5000  
GPO Box 2018, Adelaide SA 5001  
AUSTRALIA

## **INDEPENDENT AUDITOR'S REPORT TO THE TRUSTEE FOR BRIGHT FUTURES OVERSEAS AID FUND TRUST**

We have audited the accompanying financial statements of The Trustee for Bright Futures Overseas Aid Fund Trust, which comprises the balance sheet as at 30 June 2013, the income statement for the year then ended, notes comprising a summary of significant accounting policies and other explanatory information, and a trustee's declaration.

### **The Trustee's Responsibility for the Financial Statements**

The trustees are responsible for the preparation and fair presentation of the financial statements, and have determined that the basis of preparation described in Note 1 is appropriate to meet the financial reporting requirements of the Trust Deed and is appropriate to meet the needs of the members. The trustee's responsibility also includes such internal control as the trustees determine is necessary to enable the preparation and fair presentation of a financial that is free from material misstatement, whether due to fraud or error.

### **Auditor's Responsibility**

Our responsibility is to express an opinion on the financial statements based on our audit. We have conducted our audit in accordance with Australian Auditing Standards. Those standards require that we comply with relevant ethical requirements relating to audit engagements and plan and perform the audit to obtain reasonable assurance whether the financial statements are free from material misstatement.

An audit involves performing procedures to obtain audit evidence about the amounts and disclosures in the financial statements. The procedures selected depend on the auditor's judgement, including the assessment of the risks of material misstatement of the financial statements, whether due to fraud or error. In making those risk assessments, the auditor considers internal control relevant to the trustee's preparation and fair presentation of the financial statements in order to design audit procedures that are appropriate in the circumstances, but not for the purpose of expressing an opinion on the effectiveness of the trustee's internal control. An audit also includes evaluating the appropriateness of accounting policies used and the reasonableness of accounting estimates made by the committee members, as well as evaluating the overall presentation of the financial report.

We believe that the audit evidence we have obtained is sufficient and appropriate to provide a basis for our qualified audit opinion.

### **Independence**

In conducting our audit, we have complied with the independence requirements of the Australian professional accounting bodies.



#### **Basis for Qualified Auditor's Opinion**

Contributions received, donations and special projects are a significant source of income for the trust. The trust has determined that it is impractical to establish control over this revenue prior to entry into its financial records. Accordingly, as the evidence available to us regarding revenue from these sources was limited, our audit procedures with respect to Contributions received, donations and special projects had to be restricted to the amounts recorded in the financial records amounting to \$180,494 and \$246,185 for the year ended 30 June 2013 and 2012 respectively. We therefore are unable to express an opinion on whether Contributions received, donations and special projects income the trust obtained is complete.

#### **Qualified Auditor's Opinion**

In our opinion, except for the effects of the matter referred to in the qualification paragraph, the financial statements of The Trustee for Bright Futures Overseas Aid Fund Trust, presents fairly in all material respects, the financial position as at 30 June 2013 and the financial performance for the year ended on that date.

#### **Basis of Accounting**

Without modifying our opinion, we draw attention to Note 1 to the financial statements, which describes the basis of accounting. The financial statements have been prepared to assist The Trustee for Bright Futures Overseas Aid Fund Trust to meet the requirements of the Trust Deed. As a result, the financial report may not be suitable for another purpose.

A handwritten signature in blue ink that reads 'BDO'.

**BDO Audit (SA) Pty Ltd**

A handwritten signature in blue ink that reads 'Paul Gosnold'.

Paul Gosnold  
Director

Adelaide, 19 December 2013

**BRIGHT FUTURES CHILD AID & DEVELOPMENT FUND AUSTRALIA INC.**

**ANNUAL REPORT**

**FOR THE YEAR ENDED 30 JUNE 2013**

## BRIGHT FUTURES CHILD AID &amp; DEVELOPMENT FUND AUSTRALIA INC.

**INCOME STATEMENT**  
**FOR THE YEAR ENDED 30 JUNE 2013**

|   | Note | 2013<br>\$     | 2012<br>\$    |
|---|------|----------------|---------------|
| <b>Income</b>                               |      |                |               |
| Bright Futures Overseas Aid - Admin fees    |      | 23,198         | 26,928        |
| World Relief - Admin fees                   |      | 1,675          | -             |
| Consulting fees                             |      | 909            | 4,800         |
| Merchandise                                 |      | 5,744          | 7,223         |
| Rent Income                                 |      | 5,120          | 5,760         |
| Interest received                           |      | 19             | 50            |
|   |      | <u>36,665</u>  | <u>44,761</u> |
| <b>Expenditure</b>                          |      |                |               |
| Accounting fees                             |      | 1,000          | 1,500         |
| Administration costs                        |      | 3,079          | 3,941         |
| Bank & credit card charges                  |      | 600            | 569           |
| Depreciation - Office furniture & equipment |      | 160            | 256           |
| Insurance                                   |      | 1,172          | 1,984         |
| Merchandise                                 |      | 1,789          | -             |
| Subscriptions                               |      | 860            | 848           |
| Superannuation                              |      | 3,128          | 2,302         |
| Telephone & internet                        |      | 1,241          | 1,104         |
| Wages                                       |      | 32,059         | 27,425        |
| Other expenses                              |      | 185            | 426           |
|   |      | <u>45,273</u>  | <u>40,355</u> |
| Operating Surplus/ (Loss)                   |      | <u>(8,608)</u> | <u>4,406</u>  |

The above income statement should be read in conjunction with the accompanying notes.



## BRIGHT FUTURES CHILD AID &amp; DEVELOPMENT FUND AUSTRALIA INC.

BALANCE SHEET  
AS AT 30 JUNE 2013

|                                  | Note | 2013<br>\$     | 2012<br>\$    |
|----------------------------------|------|----------------|---------------|
| <b>CURRENT ASSETS</b>            |      |                |               |
| Cash and cash equivalents        | 2    | 447            | 5,272         |
| Other debtors                    |      | 3,872          | 6,934         |
| <b>TOTAL CURRENT ASSETS</b>      |      | <u>4,319</u>   | <u>12,206</u> |
| <b>NON-CURRENT ASSETS</b>        |      |                |               |
| Office furniture & equipment     | 3    | 265            | 425           |
| <b>TOTAL NON-CURRENT ASSETS</b>  |      | <u>265</u>     | <u>425</u>    |
| <b>TOTAL ASSETS</b>              |      | <u>4,584</u>   | <u>12,631</u> |
| <b>CURRENT LIABILITIES</b>       |      |                |               |
| Other creditors                  | 4    | 6,068          | 5,507         |
| <b>TOTAL CURRENT LIABILITIES</b> |      | <u>6,068</u>   | <u>5,507</u>  |
| <b>NET ASSETS</b>                |      | <u>(1,484)</u> | <u>7,124</u>  |
| <b>EQUITY</b>                    |      |                |               |
| Accumulated funds                |      | (1,484)        | 7,124         |
|                                  |      | <u>(1,484)</u> | <u>7,124</u>  |
| <b>TOTAL EQUITY</b>              |      | <u>(1,484)</u> | <u>7,124</u>  |

The above balance sheet should be read in conjunction with the accompanying notes.

## BRIGHT FUTURES CHILD AID &amp; DEVELOPMENT FUND AUSTRALIA INC.

NOTES TO AND FORMING PART OF THE ACCOUNTS  
FOR THE YEAR ENDED 30 JUNE 2013**NOTE 1 STATEMENT OF ACCOUNTING POLICIES**

These financial statements are special purpose financial statements prepared in order to satisfy the financial reporting requirements of the Association Incorporations Act 1985. The committee members have determined that the association is not a reporting entity.

**Basis of Preparation**

The financial statements have been prepared in accordance with Section 35 of the Associations Incorporation Act 1985, and the requirements of the following Australian Accounting Standards.

AASB 110: Events after the Reporting Period; and  
AASB 1031: Materiality.

No other Australian Accounting Standards or other authoritative pronouncements of the Australian Accounting Standards Board or Australian Accounting Interpretations have been applied.

The financial statements have been prepared on an accruals basis and are based on historical cost.

The following material accounting policies, which are consistent with the previous period unless otherwise stated, have been adopted in the preparation of the financial statements:

**Accounting Policies****(a) Cash and Cash Equivalents**

Cash and cash equivalents include cash on hand and deposits held at call with banks.

**(b) Revenue and Other Income**

Revenue is recognised to the extent that it is probable that the economic benefits will flow to the association and the revenue can be reliably measured.

Interest revenue is recognised using the effective interest rate method, which, for floating rate financial assets in the rate inherent in the instrument.

All revenue is stated net of the amount of goods and services tax (GST)

**(c) Office Furniture and Equipment**

Office furniture and equipment is carried at cost or fair value less, where applicable, any accumulated depreciation and impairment losses

**Depreciation**

The depreciable amount of all fixed assets, is depreciated on a diminishing value basis over their useful lives commencing from the time the asset is held ready for use.

The depreciation rates used for each class of depreciable asset are:

|                                |       |
|--------------------------------|-------|
| Office Furniture and Equipment | 37.5% |
|--------------------------------|-------|

**(d) Net Asset Deficiency**

The association has a net asset deficiency at the end of the reporting period of \$1,484. The committee members believe it is appropriate that the financial statements are prepared on a going concern basis for the following reasons:

- the association has reduced its costs to ensure cash flows are sufficient to meet its liabilities as they become due, and
- the association maintains the continued support of its benefactors.

## BRIGHT FUTURES CHILD AID &amp; DEVELOPMENT FUND AUSTRALIA INC.

NOTES TO AND FORMING PART OF THE ACCOUNTS  
FOR THE YEAR ENDED 30 JUNE 2013**NOTE 2 CASH AND CASH EQUIVALENTS**

|                                      | 2013<br>\$ | 2012<br>\$   |
|--------------------------------------|------------|--------------|
| Petty cash imprest                   | 0          | 0            |
| Baptist investment - trading account | 447        | 5,272        |
|                                      | <u>447</u> | <u>5,272</u> |

**NOTE 3 OFFICE FURNITURE AND EQUIPMENT**

|                                |            |            |
|--------------------------------|------------|------------|
| Office furniture and equipment | 7,337      | 7,337      |
| Less accumulated depreciation  | (7,072)    | (6,912)    |
|                                | <u>265</u> | <u>425</u> |

**NOTE 4 OTHER CREDITORS**

|                            |              |              |
|----------------------------|--------------|--------------|
| Wages and on-costs payable | 2,440        | 679          |
| Other creditors            | 3,628        | 4,828        |
|                            | <u>6,068</u> | <u>5,507</u> |

**NOTE 5 ASSOCIATION DETAILS**

The registered office and principal place of business of the association is:

Bright Futures Child Aid and Development Fund Australia Inc.  
1 Collingrove Avenue  
BROADVIEW SA 5083

**BRIGHT FUTURES CHILD AID & DEVELOPMENT FUND AUSTRALIA INC.**


**STATEMENT BY COMMITTEE MEMBERS**


The members of the committee have determined that the association is not a reporting entity and that these special purpose financial statements should be prepared in accordance with the accounting policies outlined in Note 1 to the financial statements.

In the opinion of the committee members;

- (a) The financial statements set out on pages 1 to 4 present fairly the financial position of Bright Futures Child Aid & Development Fund Australia Inc. as at 30 June 2013 and its performance for the year ended on that date.
  
- (b) As at the date of this report, there are reasonable grounds to believe that Bright Futures Child Aid & Development Fund Australia Incorporated will be able to pay its debts as and when they fall due.

This statement is made in accordance with a resolution of the committee members and is signed for and on behalf of the committee by:

  
R Bryson  
(Chairman)  
Dated this 17 day of December 2013

  
P Madden  
(Executive Officer)  
Dated this 17 day of December 2013



Tel: +61 8 7324 6000  
Fax: +61 8 7324 6111  
www.bdo.com.au

Level 7, BDO Centre  
420 King William St  
Adelaide SA 5000  
GPO Box 2018, Adelaide SA 5001  
AUSTRALIA

## **INDEPENDENT AUDITOR'S REPORT TO THE MEMBERS OF BRIGHT FUTURES CHILD AID & DEVELOPMENT FUND AUSTRALIA INC**

We have audited the accompanying financial statements of Bright Futures Child Aid & Development Fund Australia Inc, which comprises the balance sheet as at 30 June 2013, the income statement for the year then ended, notes comprising a summary of significant accounting policies and other explanatory information, and a statement by committee members.

### **The Committee Members' Responsibility for the Financial Statements**

The Committee Members of Bright Futures Child Aid & Development Fund Australia Inc are responsible for the preparation and fair presentation of the financial statements, and have determined that the basis of preparation described in Note 1, is appropriate to meet the requirements of Association and is appropriate to meet the needs of the members. The Committee Members' responsibility also includes such internal control as the Committee Members determine is necessary to enable the preparation and fair presentation of a financial report that is free from material misstatement, whether due to fraud or error.

### **Auditor's Responsibility**

Our responsibility is to express an opinion on the financial statements based on our audit. We have conducted our audit in accordance with Australian Auditing Standards. Those standards require that we comply with relevant ethical requirements relating to audit engagements and plan and perform the audit to obtain reasonable assurance whether the financial statements are free from material misstatement.

An audit involves performing procedures to obtain audit evidence about the amounts and disclosures in the financial statements. The procedures selected depend on the auditor's judgement, including the assessment of the risks of material misstatement of the financial statements, whether due to fraud or error. In making those risk assessments, the auditor considers internal control relevant to the Association's preparation and fair presentation of the financial statements in order to design audit procedures that are appropriate in the circumstances, but not for the purpose of expressing an opinion on the effectiveness of the Association's internal control. An audit also includes evaluating the appropriateness of accounting policies used and the reasonableness of accounting estimates made by the committee members, as well as evaluating the overall presentation of the financial statements.

We believe that the audit evidence we have obtained is sufficient and appropriate to provide a basis for our audit opinion.

### **Independence**

In conducting our audit, we have complied with the independence requirements of the Australian professional accounting bodies.



### **Auditor's Opinion**

In our opinion, the financial statements of Bright Futures Child Aid & Development Fund Australia Inc, presents fairly in all material respects, the financial position as at 30 June 2013 and the financial performance for the year ended on that date.

### **Basis of Accounting**

Without modifying our opinion, we draw attention to Note 1 to the financial statements, which describes the basis of accounting. The financial statements have been prepared to assist Bright Futures Child Aid & Development Fund Australia Inc to meet the requirements of the Association Incorporation Act 1985. As a result, the financial report may not be suitable for another purpose.

A handwritten signature in black ink, appearing to read 'BDO'.

**BDO Audit (SA) Pty**

A handwritten signature in black ink, appearing to read 'Paul Gosnold'.

Paul Gosnold  
Director

Adelaide, 19 December 2013